

# HYROX 365

PERFORMANCE FOR EVERY BODY

## STANDARD OPERATING PROCEDURE

# Find Your Third Party Integration ID

Your Third Party Integration ID is a unique identifier assigned to each gym location in your HYROX365 affiliate account. It is required to connect your gym with external tools, apps, or partner platforms that integrate with HYROX365.

**3**

Simple Steps

**~2 min**

Time Required

**1 Login**

Needed

## BEFORE YOU START

- ✓ An active HYROX365 affiliate account
- ✓ Your login credentials for [portal.hyrox365.com](https://portal.hyrox365.com)
- ✓ At least one gym registered under your business

*Each gym location has its own unique Third Party Integration ID.*

**STEP-BY-STEP INSTRUCTIONS**

## How to Find Your Third Party Integration ID

**1**

### Log in to the HYROX365 Portal

Open your browser and go to: [portal.hydrox365.com](https://portal.hydrox365.com)  
Enter your email address and password.

→ *Make sure you are logged in with your affiliate account.*

**2**


### Navigate to "My Business"

After logging in, click on My Business in the left sidebar.  
This shows your business overview: business name, IDs, gyms.

→ *In the "MY GYMS" section, click on the gym you need the ID for.*

**3**

### Copy Your Third Party Integration ID

On the gym detail page, locate the YOUR AFFILIATION section (right side). Scroll to the Third Party Integration ID field — Click the copy icon  next to the ID to copy it to your clipboard.

→ *Paste it directly into the required field in the connected platform.*

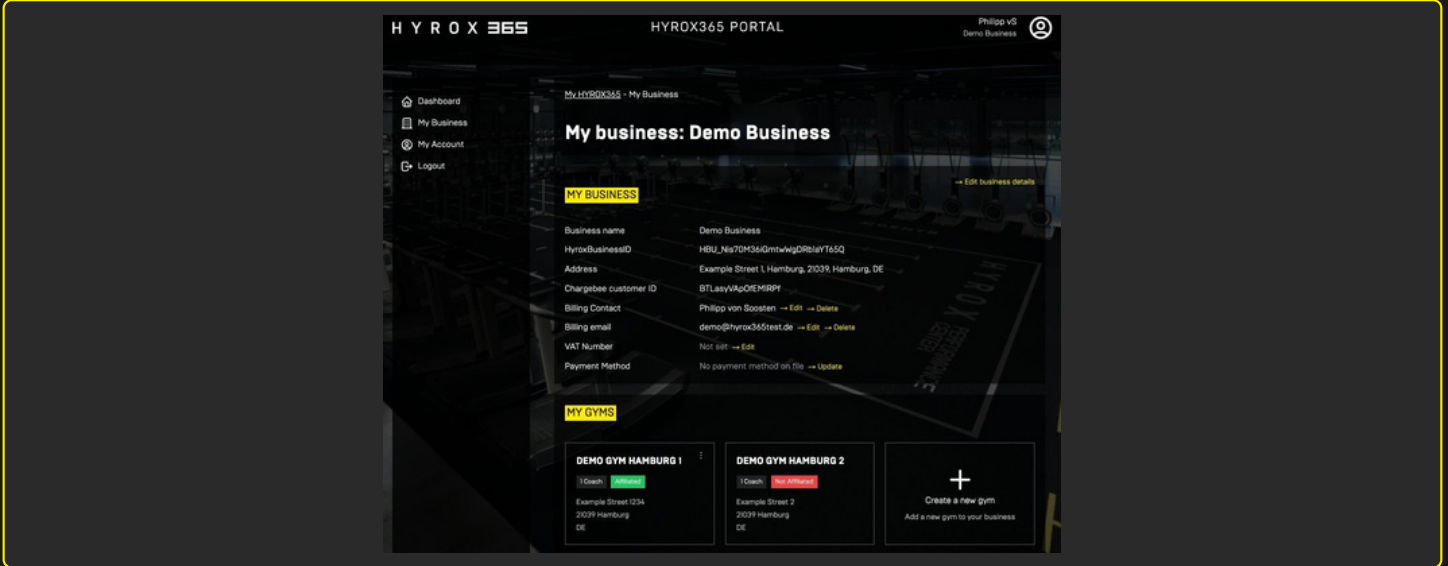
**■ TIP**

Each gym has a different ID. If you manage multiple gyms, repeat Step 3 for each location.

**VISUAL REFERENCE**

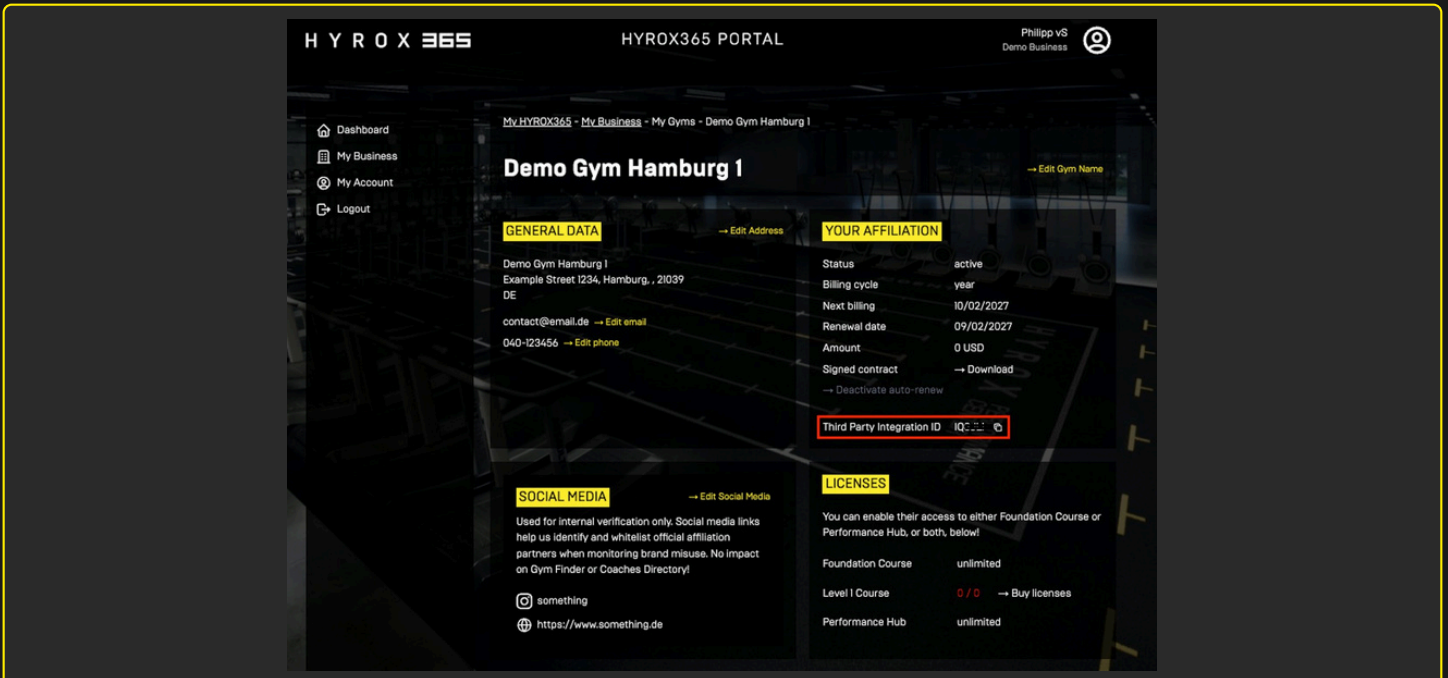
**Portal Screenshots**

**STEPS 1 & 2 — My Business Overview**



Navigate to My Business to see your gyms listed under the MY GYMS section.

**STEP 3 — Third Party Integration ID (red box)**



The Third Party Integration ID is found under YOUR AFFILIATION. Click the copy icon to copy it.

**TROUBLESHOOTING**

## Common Issues & Solutions

### **Q I can't see the Third Party Integration ID field**

The field only appears if your gym has an active affiliation. Check that your gym's affiliation status shows as 'active' in the YOUR AFFILIATION section. If it shows 'Not Affiliated', contact your Regional Affiliate Manager.

### **Q I see multiple gyms — which ID do I use?**

Each gym location has its own unique Third Party Integration ID. Select the specific gym that you are connecting to the external platform, then copy that gym's ID.

### **Q The ID I copied doesn't work in the external platform**

Ensure there are no extra spaces when pasting. Use the copy icon in the portal rather than manually selecting the text. If the issue persists, the external platform may need to re-sync — contact their support team.

### **Q I don't have access to My Business**

Only the primary account holder or users with Business Admin rights can view My Business. Ask your account owner to grant you the appropriate role, or log in with the primary account.

### **NEED MORE HELP?**

Contact your Regional Affiliate Manager or reach the HYROX365 support team.

**Email: [support@hyrox365.com](mailto:support@hyrox365.com)**